





Catholic Social Teaching in Photography

	KS3	KS4	KS5
<p>Life and Dignity of the Human Person</p> <p><i>All created in the image and likeness of God</i></p> 	<p>This subject is not taught at Key Stage 3.</p>	<p>Students are encouraged to respond in an individual manner to set themes and topics. This reinforces the uniqueness of each individual.</p> <p>In the examination unit often politic topics encourage the students to look at ethics and fair trade.</p>	<p>Students are encouraged to respond in an individual manner to set themes and topics. This reinforces the uniqueness of each individual.</p> <p>In the examination unit often politic topics encourage the students to look at ethics and fair trade.</p>




Catholic Social Teaching in Photography

	KS3	KS4	KS5
<p>Call to family, community and participation</p> <p><i>Whatever is needed for each person to flourish</i></p> 	<p>This subject is not taught at Key Stage 3.</p>	<p>Students are given opportunities to photograph whole school events such as masses, sports days and culture day. This highlights how photography can document important events in the school and external community</p>	<p>Students are given opportunities to photograph whole school events such as masses, sports days and culture day. This highlights how photography can document important events in the school and external community</p>




Catholic Social Teaching in Photography

	KS3	KS4	KS5
<p>Solidarity</p> <p><i>Not just doing things for other people but acting with them to build a more just world together</i></p> 	<p>This subject is not taught at Key Stage 3.</p>	<p>Students are encouraged to collaborate on group projects and are taught to listen carefully to the opinions of others and articulate their own beliefs. The open nature of photography projects allows them to consider their own opinions and that of others in a visual format.</p>	<p>Students are encouraged to collaborate on group projects and are taught to listen carefully to the opinions of others and articulate their own beliefs. The open nature of photography projects allows them to consider their own opinions and that of others in a visual format.</p>




Catholic Social Teaching in Photography

	KS3	KS4	KS5
<p>The dignity of work and the rights of workers</p> <p><i>As far as possible, decisions should not be taken at the highest levels but by the people who are most affected</i></p> 	<p>This subject is not taught at Key Stage 3.</p>	<p>There have been opportunities for students to photograph people in their work place via the genre of candid photography. This often leads to discussions about different types of work places and how workers are treated. E.g., on recent school trips students were able to photograph the traders at borough market. By focusing on the body language and facial expressions of workers they are taught to symbolise various emotions.</p>	<p>There have been opportunities for students to photograph people in their work place via the genre of candid photography. This often leads to discussions about different types of work places and how workers are treated. E.g., on recent school trips students were able to photograph the traders at borough market. By focusing on the body language and facial expressions of workers they are taught to symbolise various emotions.</p>




Catholic Social Teaching in Photography

	KS3	KS4	KS5
<p>Care for God's creation</p> <p><i>We are called to care for creation as stewards, not just as consumers</i></p> 	<p>This subject is not taught at Key Stage 3.</p>	<p>At the heart of photography is how to use God's gift of vision and record the beauties of the natural world. This is done either on photoshoots in the natural world or via carefully selecting natural forms and creating still lives for the students to capture.</p>	<p>At the heart of photography is how to use God's gift of vision and record the beauties of the natural world. This is done either on photoshoots in the natural world or via carefully selecting natural forms and creating still lives for the students to capture.</p>




Catholic Social Teaching in Photography

	KS3	KS4	KS5
<p>Rights and responsibilities</p> <p>When one person has a right, others have a responsibility to uphold that right</p> 	<p>This subject is not taught at Key Stage 3.</p>	<p>Students are taught to respect the privacy of others when out on photoshoots. They are taught to politely ask permission before shooting. This also applies to architectural photoshoots e.g., on the annual trip to the city of London a photographic permit has to be applied for in advanced. The students know this and the security reasons behind it.</p>	<p>Students are taught to respect the privacy of others when out on photoshoots. They are taught to politely ask permission before shooting. This also applies to architectural photoshoots e.g., on the annual trip to the city of London a photographic permit has to be applied for in advanced. The students know this and the security reasons behind it.</p>



Catholic Social Teaching in Photography

	KS3	KS4	KS5
<p>Option for the poor and the vulnerable</p> <p><i>To choose to consider the needs of the poorest and most vulnerable people first</i></p> 	<p>This subject is not taught at Key Stage 3.</p>	<p>Students are introduced to a range of icon photographers such as Steve Curry, Eddie Adams, Nick Ut and Dorethea Lange who captured the iconic image of the migrant mother. Students are taught to analyse these images and are given a structured writing frame. This writing frame encourages them to think about the historical and social context of these images.</p>	<p>Students are introduced to a range of icon photographers such as Steve Curry, Eddie Adams, Nick Ut and Dorethea Lange who captured the iconic image of the migrant mother. Students are taught to analyse these images and are given a structured writing frame. This writing frame encourages them to think about the historical and social context of these images.</p>